

Forever Angels - Bereavement

More pictures at www.LoveMendingSouls.org click on Gallery



Need:

- ♥ (2) 5x7" Felt/Batting, non-fraying soft blanket ♥ polyester thread
- ♥10" of 1/4" ribbon ♥ Laminated MS tag

Colors: Avoid pink, reds or primary blues.


(Golds, silvers, purples, teals work well.)





Sewing Instructions:

1. Using the template pattern below, cut out 2 pieces, from the OUTER solid line.
2. Place two pieces together, sew along dotted lines in pattern. *Option:* Decorative stitch on skirt.
3. Fold 10" of 1/4" ribbon in half, stitch midpoint (fold) at back under neck. Thread ribbon through card's hole with one strand, ensuring the Tag will fall forward and hang correctly (see pictures). Cross ribbon tips in front, (forms ribbon heart), stitch at cross point. Trim all threads all around!

Thank you, a Mending Souls Angel! YOU are making our community a FAMILY!





*Forever
in our
Hearts*

*Forever
in our
Hearts*

*Forever
in our
Hearts*

*Forever
in our
Hearts*

*Forever
in our
Hearts*

*Forever
in our
Hearts*

*Forever
in our
Hearts*

*Forever
in our
Hearts*

*Forever
in our
Hearts*

*Forever
in our
Hearts*

*Forever
in our
Hearts*

*Forever
in our
Hearts*

*Forever
in our
Hearts*

*Forever
in our
Hearts*

*Forever
in our
Hearts*

*Forever
in our
Hearts*

*Forever
in our
Hearts*

*Forever
in our
Hearts*

*Forever
in our
Hearts*

*Forever
in our
Hearts*

*Forever
in our
Hearts*

*Sending
Souls*

*Sending
Souls*

*Sending
Souls*

*Sending
Souls*

*Sending
Souls*

*Sending
Souls*

*Sending
Souls*

*Sending
Souls*

*Sending
Souls*

*Sending
Souls*

*Sending
Souls*

*Sending
Souls*

*Sending
Souls*

*Sending
Souls*

*Sending
Souls*

*Sending
Souls*

*Sending
Souls*

*Sending
Souls*

*Sending
Souls*

*Sending
Souls*

*Sending
Souls*